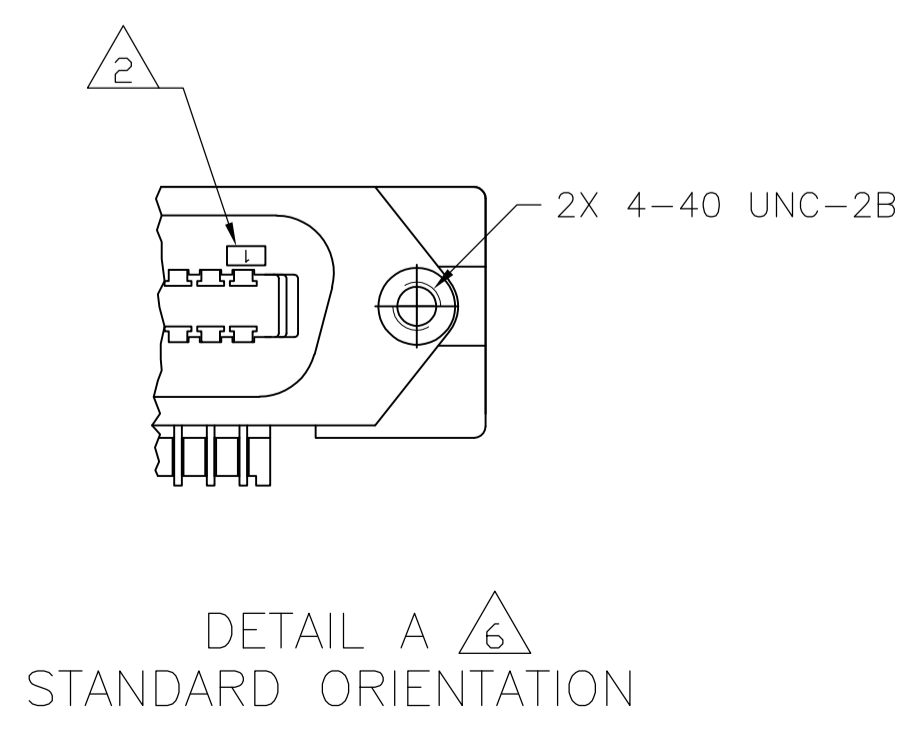
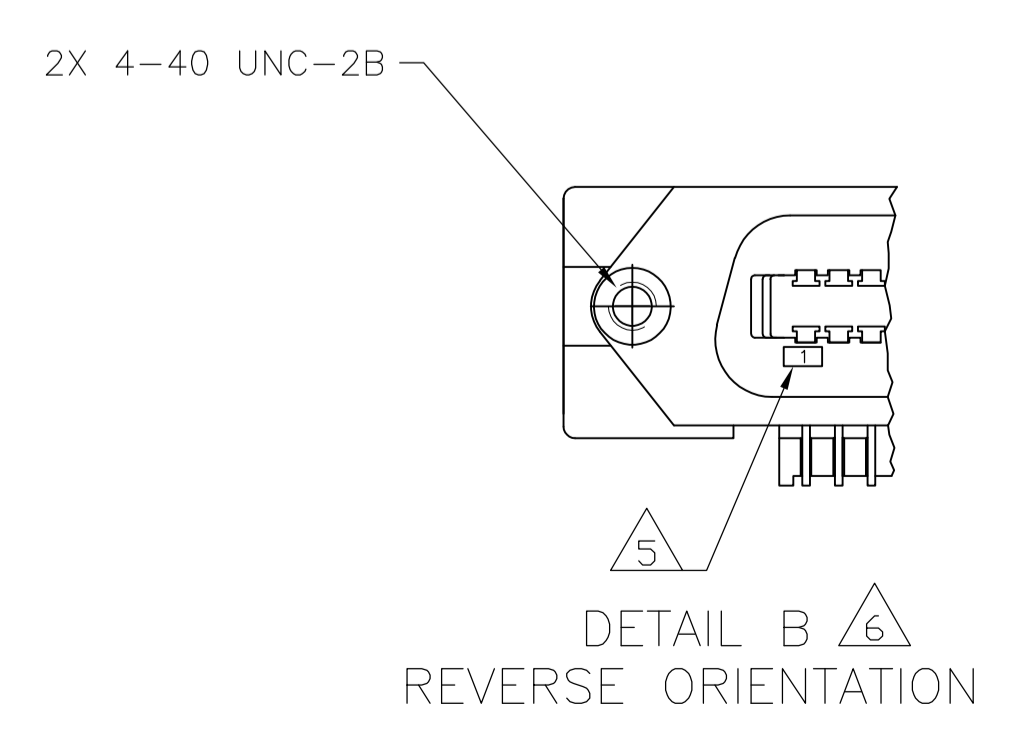
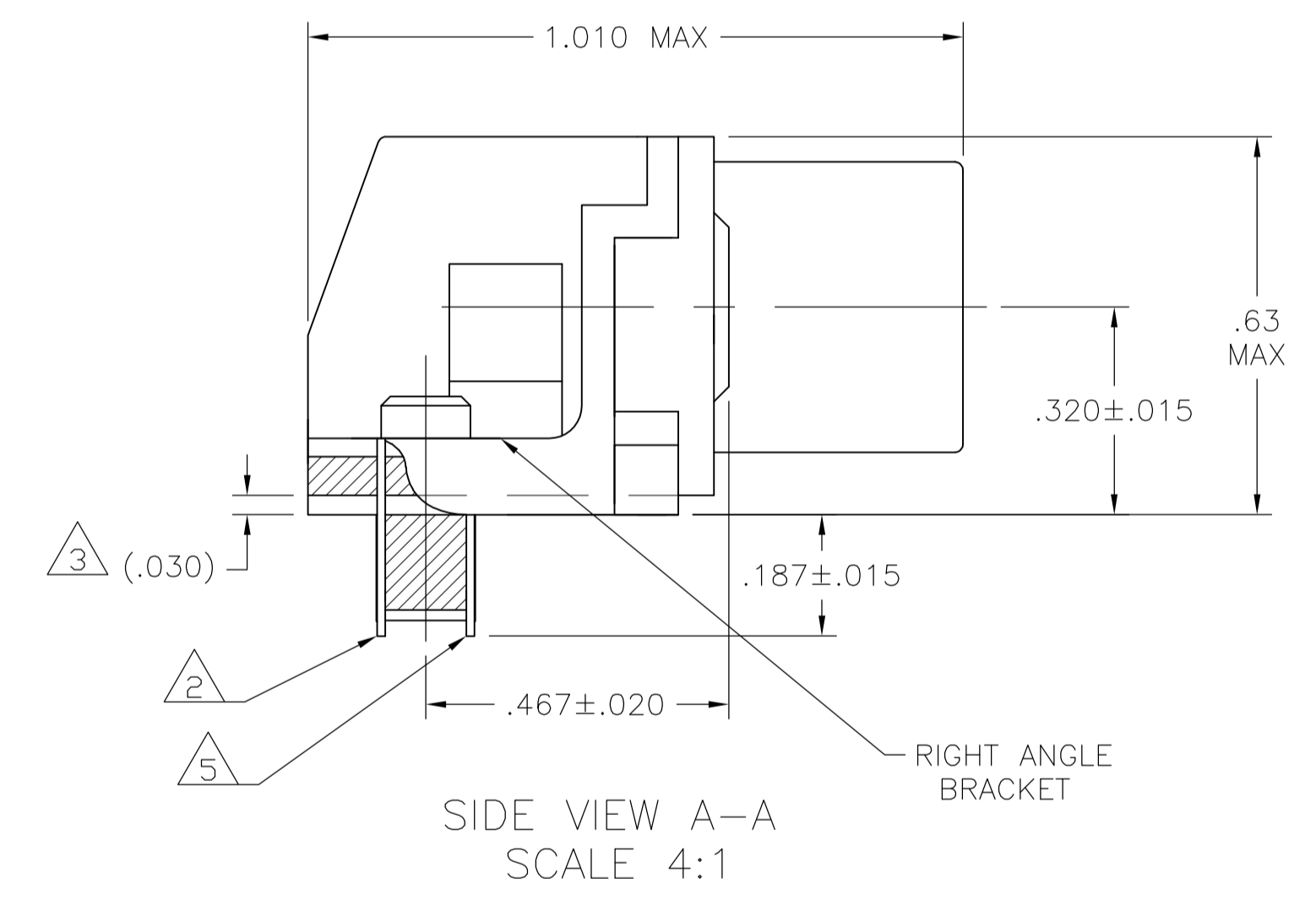
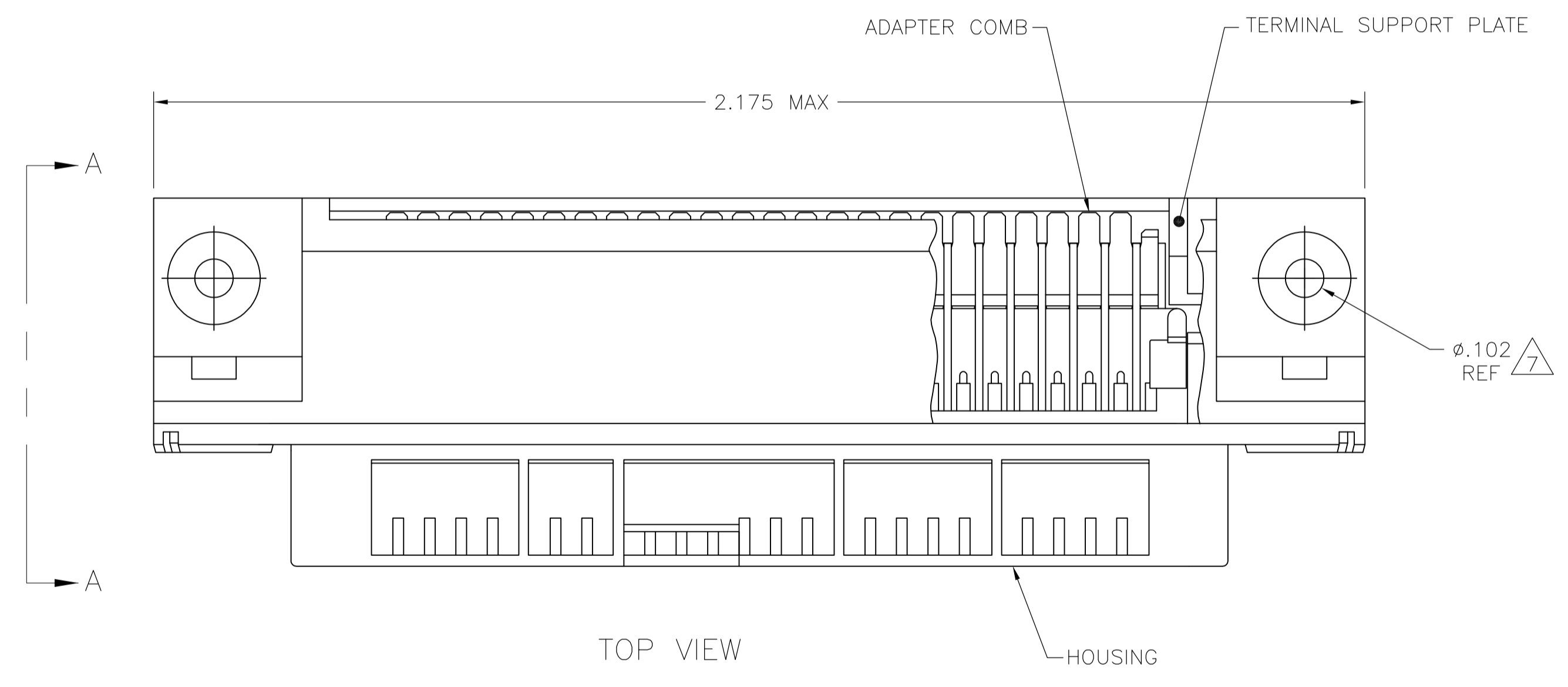


- 1 MATERIAL:  
HOUSING, BRACKET, ADAPTER COMB AND PLATE: THERMOPLASTIC, BLACK, 94V-0 RATED  
TERMINALS - HIGH STRENGTH COPPER ALLOY PLATED WITH EITHER .000030 MIN  
GOLD PLATE OR GOLD FLASH OVER PALLADIUM NICKEL PLATE, .000030 MIN TOTAL  
ON MATING SURFACE. .000120 MIN TIN-LEAD PLATE ON TAILS. ALL OVER .000050  
MIN NICKEL UNDERPLATE OVER ENTIRE TERMINAL.
- 2 TERMINAL 1 IS LOCATED IN THIS ROW FOR 552740-1.
- 3 TERMINAL SUPPORT PLATE CLEARANCE FOR TERMINAL STRAIN RELIEF AND  
FLUX REMOVAL.
- 4 PANEL THICKNESS RANGE: .062 MAX.
- 5 TERMINAL 1 IS LOCATED IN THIS ROW FOR 552740-2.
- 6 DETAILS A & B ARE VIEWED FROM MATING SIDE OF RECEPTACLE ASSEMBLY.
- 7 FOR USE WITH A NO. 4 BT TYPE SELF TAPPING SCREW.



OBSELETE	SELF-TAPPING	SEE DETAIL B	552740-2
	SELF-TAPPING	SEE DETAIL A	552740-1
	TYPE OF MOUNTING	DESCRIPTION	PART NUMBER

THIS DRAWING IS A CONTROLLED DOCUMENT.		DIN Z. REAM 30/MAR/07		Tyco Electronics Corporation	
DIMENSIONS: INCHES		CHK: W. MILLHIMES 30/MAR/07		Tyco Electronics Corporation Harrisburg, PA 17105-3608	
TOLERANCES UNLESS OTHERWISE SPECIFIED:		APVD: W. MILLHIMES 30/MAR/07		NAME: RECEPTACLE ASSEMBLY, 24 POSN. RIGHT ANGLE, PRINTED CIRCUIT BOARD (CHAMP-LOK, THRU-BOLT & SELF-TAPPING)	
0 PLC ± -		PRODUCT SPEC		APPLICATION SPEC	
1 PLC ± -		SIZE: A1		CAGE CODE: 00779	
2 PLC ± -		WEIGHT: -		DRAWING NO: 552740	
3 PLC ± -		CUSTOMER DRAWING		SCALE: 2:1	
4 PLC ± -		SHEET: 1 of 1		REV: S	
ANGLES ± -					